

LOCTITE[®] 4304

December 2020

PRODUCT DESCRIPTION

 LOCTITE[®] 4304 provides the following product characteristics:

| | |
|-----------------------------|--|
| Technology | Cyanoacrylate/UV |
| Chemical Type | Ethyl cyanoacrylate with photoinitiator |
| Appearance (uncured) | Transparent, light yellow-green to dark blue-green liquid ^{LMS} |
| Components | One part - requires no mixing |
| Viscosity | Low |
| Cure | Ultraviolet (UV) / Visible light |
| Secondary Cure | Humidity |
| Application | Bonding |
| Key Substrates | Plastics, Rubbers and Metals |

LOCTITE[®] 4304 is designed for bonding applications that require very rapid fixturing, fillet cure or surface cure. The UV light cure properties facilitate rapid curing of exposed surface areas thereby minimizing blooming and providing an alternative to solvent borne accelerators. Suitable for use in the assembly of **disposable medical devices**.

ISO-10993

An ISO 10993 Test Protocol is an integral part of the Quality Program for LOCTITE[®] 4304. LOCTITE[®] 4304 has been qualified to Henkel's ISO 10993 Protocol as a means to assist in the selection of products for use in the medical device industry. Certificates of Compliance are available on Henkel's website or through the Henkel Quality Department.

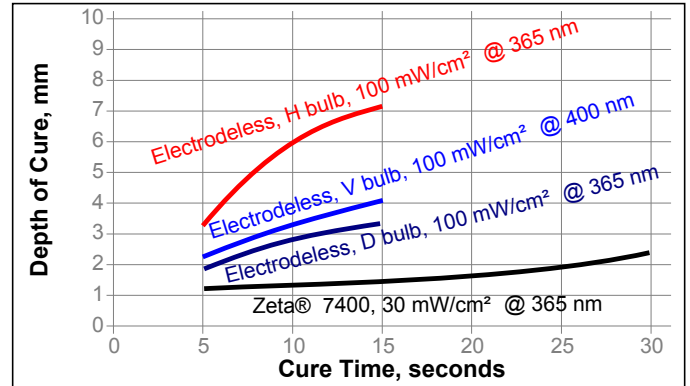
TYPICAL PROPERTIES OF UNCURED MATERIAL

| | |
|---|----------|
| Specific Gravity @ 25 °C | 1.07 |
| Flash Point - See SDS | |
| Viscosity, Cone & Plate, 25 °C, mPa·s (cP): | |
| PHYSICA MK22 @ 3,000 s-1 | 10 to 35 |

TYPICAL CURING PERFORMANCE

Primary Cure Mechanism, UV

Depth of Cure



Tack Free Time / Surface Cure

Tack Free Time is the time in seconds required to achieve a tack free surface

UV/Visible Light Sources:

| | |
|--|-----|
| Electrodeless, V bulb: | |
| 100 mW/cm ² , measured @ 400 nm | ≤5 |
| Electrodeless, H bulb: | |
| 30 mW/cm ² , measured @ 365 nm | ≤10 |
| 100 mW/cm ² , measured @ 365 nm | ≤5 |
| Electrodeless, D bulb: | |
| 100 mW/cm ² , measured @ 365 nm | ≤5 |
| Zeta [®] 7400: | |
| 30 mW/cm ² , measured @ 365 nm | ≤5 |

Effect of Substrate Transparency and Light Source

Zeta[®] 7400, 30 mW/cm², measured @ 365 nm, for 10 seconds
 Electrodeless, V bulb, 100 mW/cm², measured @ 400 nm for 10 seconds

Block Shear Strength, ISO 13445

| Material | Bulb | Post UV Cure | | |
|---------------------------|------------------------|-------------------|-------------------------|--------------|
| UV Blocking Polycarbonate | Zeta [®] 7400 | 2 minutes @ 22 °C | N/mm ² (psi) | 12.0 (1,740) |
| | | 24 hours @ 22 °C | N/mm ² (psi) | 17.4 (2,525) |
| | Electrodeless, V bulb | 2 minutes @ 22 °C | N/mm ² (psi) | 16.3 (2,365) |
| | | 24 hours @ 22 °C | N/mm ² (psi) | 15.5 (2,250) |

| | | | |
|-------------------------------|--------------------------|-------------------|---|
| UV Transmitting Polycarbonate | Zeta® 7400 | 2 minutes @ 22 °C | N/mm ² 14.4 (psi) (2,090) |
| | Zeta® 7400 | 24 hours @ 22 °C | N/mm ² 18.2 (psi) (2,640) |
| | Electrodeless ss, V bulb | 2 minutes @ 22 °C | N/mm ² 16.4 (psi) (2,380) |
| | Electrodeless ss, V bulb | 24 hours @ 22 °C | N/mm ² 17.3 (psi) (2,510) |

| | |
|----------------------------|--|
| Tensile Modulus, ISO 527-3 | (psi) (5,220) |
| | N/mm ² 1,630 (psi) (237,000) |

Cured @ 100 mW/cm², measured @ 365 nm, for 10 seconds per side using an Electrodeless system, V bulb plus 24 hours @ 22 °C, (Cured sheets 0.63 mm thick)

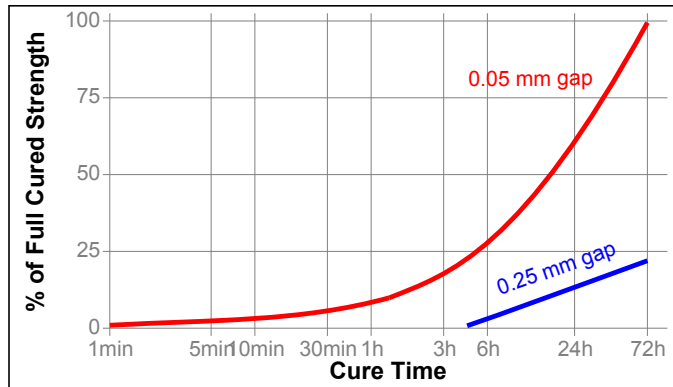
Electrical Properties:

| | |
|--|-----------------------|
| Dielectric Breakdown Strength, IEC 60243-1, kV/mm | 33 |
| Surface Resistivity, IEC 60093, Ω | 1.70×10 ¹⁵ |
| Volume Resistivity, IEC 60093, Ω·cm | 6.43×10 ¹⁵ |
| Dielectric Constant / Dissipation Factor, IEC 60250: | |
| 0.1 kHz | 4.01 / 0.039 |
| 1 kHz | 3.73 / 0.041 |
| 10 kHz | 3.55 / 0.037 |

Secondary Cure Mechanism, Humidity

Cure speed vs. gap

UV transmitting acrylic blocks (non UV cure)



Cure Speed vs. Substrate

The rate of cure will depend on the substrate used. The table below shows the fixture time achieved on different materials at 22 °C / 50 % relative humidity. This is defined as the time to develop a shear strength of 0.1 N/mm². Fixture time measurements relate to non-UV cure.

Fixture Time, seconds:

| | |
|----------------------------|----------|
| ABS | 5 to 10 |
| Acrylic | 10 to 20 |
| Aluminum (etched) | ≤5 |
| Neoprene | ≤5 |
| Phenolic | 60 to 75 |
| Polycarbonate | 10 to 20 |
| Polyethylene | ≥300 |
| Polyethylene (Primer 770) | ≤5 |
| Polypropylene | ≥300 |
| Polypropylene (Primer 770) | ≤5 |
| PVC | 70 to 85 |
| Steel (grit blasted) | 30 to 45 |

TYPICAL PROPERTIES OF CURED MATERIAL

Cured @ 100 mW/cm², measured @ 400 nm for 10 seconds per side, using an Electrodeless system, V bulb, plus 24 hours post cure @ 22 °C.

Physical Properties:

| | |
|--|-----------------------|
| Coefficient of Thermal Expansion, ISO 11359-2, K ⁻¹ | 73.9×10 ⁻⁶ |
| Glass Transition Temperature, ASTM E 228, °C | 106 |
| Volume Shrinkage, ASTM D 792, % | 12.8 |
| Shore Hardness, ISO 868, Durometer D | 72 |
| Elongation, at break, ISO 527-3, % | 9 |
| Tensile Strength, at break, ISO 527-3 | N/mm ² 36 |

TYPICAL PERFORMANCE OF CURED MATERIAL

Adhesive Properties

Cured for 72 hours @ 22 °C (non-UV cure)

Block Shear Strength, ISO 13445:

| | |
|----------------------|---------------------------------------|
| ABS | N/mm ² 34 (psi) (4,930) |
| Acrylic | N/mm ² 13 (psi) (1,885) |
| Aluminum (etched) | N/mm ² 18 (psi) (2,610) |
| Neoprene | N/mm ² 0.7 (psi) (100) |
| Phenolic | N/mm ² 7 (psi) (1,015) |
| Polycarbonate | N/mm ² 29 (psi) (4,205) |
| Polyethylene | N/mm ² 0.4 (psi) (60) |
| Polypropylene | N/mm ² 0.4 (psi) (60) |
| PVC | N/mm ² 33 (psi) (4,785) |
| Steel (grit blasted) | N/mm ² 18 (psi) (2,610) |

Cured @ 30 mW/cm², measured @ 365 nm, for 10 seconds.

Block Shear Strength, ISO 13445:

| | |
|---------------|--|
| Polycarbonate | N/mm ² ≥9 (psi) (≥1,305) |
|---------------|--|

TYPICAL ENVIRONMENTAL RESISTANCE

Cured @ 30 mW/cm², measured @ 365 nm, for 10 seconds using a Zeta® 7400 light source plus 24 hours post cure @ 22 °C.

Block Shear Strength, ISO 13445:

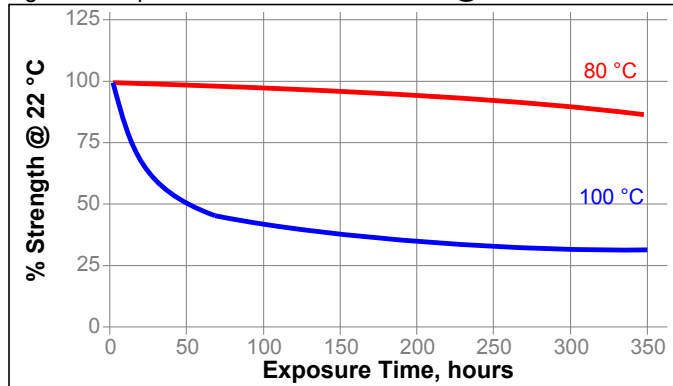
Polycarbonate

Hot Strength

Tested at temperature

Heat Aging

Aged at temperature indicated and tested @ 22 °C

**Chemical/Solvent Resistance**

Aged under conditions indicated and tested @ 23 °C.

| Environment | °C | % of initial strength | | |
|-------------------------|----|-----------------------|-------|-------|
| | | 24 h | 170 h | 500 h |
| Motor oil (MIL-L-46152) | 22 | 110 | 105 | 110 |
| Water | 22 | 105 | 110 | 110 |
| Isopropanol | 22 | 115 | 110 | 120 |
| Humidity, 100% RH | 40 | 115 | 130 | 160 |

Effects of Sterilization

In general, products similar in composition to LOCTITE® 4304 subjected to standard sterilization methods, such as EtO and Gamma Radiation (25 to 50 kiloGrays cumulative) show excellent bond strength retention. LOCTITE® 4304 maintains bond strength after 1 cycle of steam autoclave. It is recommended that customers test specific parts after subjecting them to the preferred sterilization method. Consult with Loctite® for a product recommendation if your device will see more than 3 sterilization cycles.

GENERAL INFORMATION

This product is not recommended for use in pure oxygen and/or oxygen rich systems and should not be selected as a sealant for chlorine or other strong oxidizing materials.

For safe handling information on this product, consult the Safety Data Sheet (SDS).

Directions For Use:

1. This product is light sensitive; exposure to daylight, UV light and artificial lighting should be kept to a minimum during storage and handling.
2. For best performance bond surfaces should be clean and free from grease.
3. This product performs best in thin bond gaps (0.05 mm).
4. Excess adhesive can be dissolved with Loctite cleanup solvents, nitromethane or acetone.

Loctite Material Specification^{LMS}

LMS dated November 17, 2004. Test reports for each batch are available for the indicated properties. LMS test reports include selected QC test parameters considered appropriate to specifications for customer use. Additionally, comprehensive controls are in place to assure product quality and consistency. Special customer specification requirements may be coordinated through Henkel Quality.

Storage

Store product in the unopened container in a dry location. Storage information may be indicated on the product container labeling.

Optimal Storage: 2 °C to 8 °C. Storage below 2 °C or greater than 8 °C can adversely affect product properties.

Material removed from containers may be contaminated during use. Do not return product to the original container. Henkel Corporation cannot assume responsibility for product which has been contaminated or stored under conditions other than those previously indicated. If additional information is required, please contact your local Henkel Representative.

Conversions

$$(^{\circ}\text{C} \times 1.8) + 32 = ^{\circ}\text{F}$$

$$\text{kV/mm} \times 25.4 = \text{V/mil}$$

$$\text{mm} / 25.4 = \text{inches}$$

$$\mu\text{m} / 25.4 = \text{mil}$$

$$\text{N} \times 0.225 = \text{lb}$$

$$\text{N/mm} \times 5.71 = \text{lb/in}$$

$$\text{N/mm}^2 \times 145 = \text{psi}$$

$$\text{MPa} \times 145 = \text{psi}$$

$$\text{N}\cdot\text{m} \times 8.851 = \text{lb}\cdot\text{in}$$

$$\text{N}\cdot\text{m} \times 0.738 = \text{lb}\cdot\text{ft}$$

$$\text{N}\cdot\text{mm} \times 0.142 = \text{oz}\cdot\text{in}$$

$$\text{mPa}\cdot\text{s} = \text{cP}$$

Disclaimer

The information provided in this Technical Data Sheet (TDS) including the recommendations for use and application of the product are based on our knowledge and experience of the product as at the date of this TDS. The product can have a variety of different applications as well as differing application and working conditions in your environment that are beyond our control. Henkel is, therefore, not liable for the suitability of our product for the production processes and conditions in respect of which you use them, as well as the intended applications and results. We strongly recommend that you carry out your own prior trials to confirm such suitability of our product. Any liability in respect of the information in the Technical Data Sheet or any other written or oral recommendation(s) regarding the concerned product is excluded, except if otherwise explicitly agreed and except in relation to death or personal injury caused by our negligence and any liability under any applicable mandatory product liability law.

In case products are delivered by Henkel Belgium NV, Henkel Electronic Materials NV, Henkel Nederland BV, Henkel Technologies France SAS and Henkel France SA please additionally note the following:

In case Henkel would be nevertheless held liable, on whatever legal ground, Henkel's liability will in no event exceed the amount of the concerned delivery.

In case products are delivered by Henkel Colombiana, S.A.S. the following disclaimer is applicable:

The information provided in this Technical Data Sheet (TDS) including the recommendations for use and application of the product are based on our knowledge and experience of the product as at the date of this TDS. Henkel is, therefore, not liable for the suitability of our product for the production processes and conditions in respect of which you use them, as well as the intended applications and results. We strongly recommend that you carry out your own prior trials to confirm such suitability of our product.

Any liability in respect of the information in the Technical Data Sheet or

any other written or oral recommendation(s) regarding the concerned product is excluded, except if otherwise explicitly agreed and except in relation to death or personal injury caused by our negligence and any liability under any applicable mandatory product liability law.

In case products are delivered by Henkel Corporation, or Henkel Canada Corporation, the following disclaimer is applicable:

The data contained herein are furnished for information only and are believed to be reliable. We cannot assume responsibility for the results obtained by others over whose methods we have no control. It is the user's responsibility to determine suitability for the user's purpose of any production methods mentioned herein and to adopt such precautions as may be advisable for the protection of property and of persons against any hazards that may be involved in the handling and use thereof. In light of the foregoing, **Henkel Corporation specifically disclaims all warranties expressed or implied, including warranties of merchantability or fitness for a particular purpose, arising from sale or use of Henkel Corporation's products. Henkel Corporation specifically disclaims any liability for consequential or incidental damages of any kind, including lost profits.** The discussion herein of various processes or compositions is not to be interpreted as representation that they are free from domination of patents owned by others or as a license under any Henkel Corporation patents that may cover such processes or compositions. We recommend that each prospective user test his proposed application before repetitive use, using this data as a guide. This product may be covered by one or more United States or foreign patents or patent applications.

Trademark usage

Except as otherwise noted, all trademarks in this document are trademarks of Henkel Corporation in the U.S. and elsewhere. ® denotes a trademark registered in the U.S. Patent and Trademark Office.

Reference 2.3